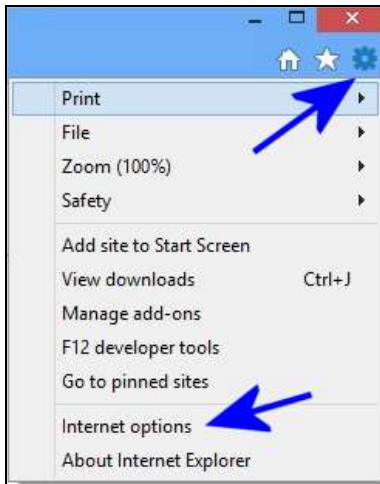


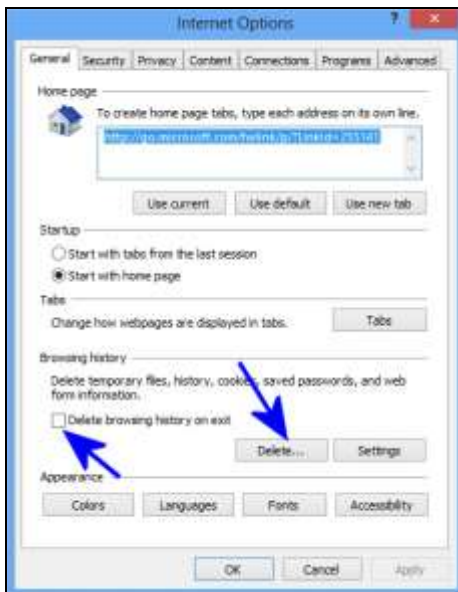
Do you have to "Delete Browsing History" in Win 8? After doing a bank session in XP I used to go into tools, internet options and delete history.

You can still do that if you prefer.

1. Click on the "Desktop" tile and open "Internet Explorer".
2. Click the "COG" in the top right corner and then click "Internet Options".



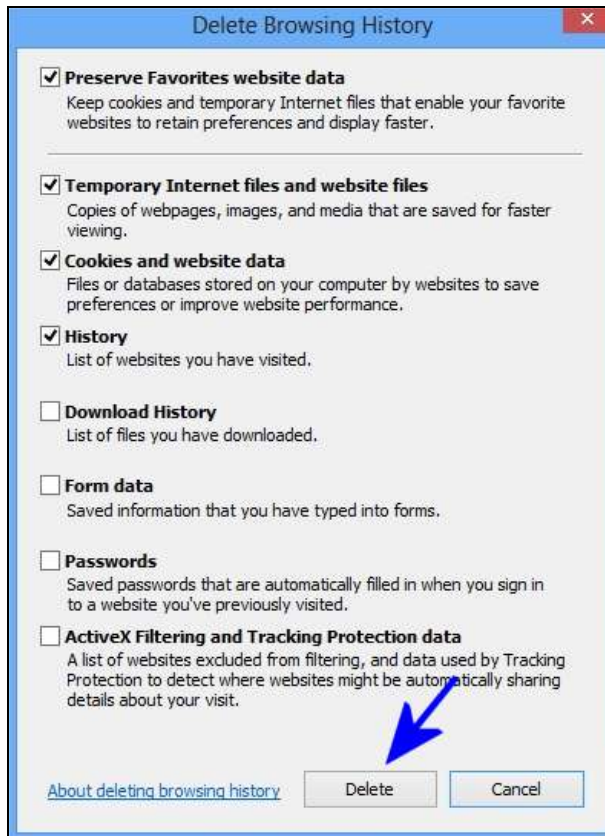
3. You can then either click "Delete browsing history on exit" then "OK", or click "Delete..." to selectively delete data.





Windows 8 Q&A

4. To delete selective data, choose the item(s) you want to delete by clicking the box beside the item and then click “Delete”.



I would recommend using “Delete browsing history on exit”, so there would be no chance of forgetting to clear your history. A power user would likely not use this option.